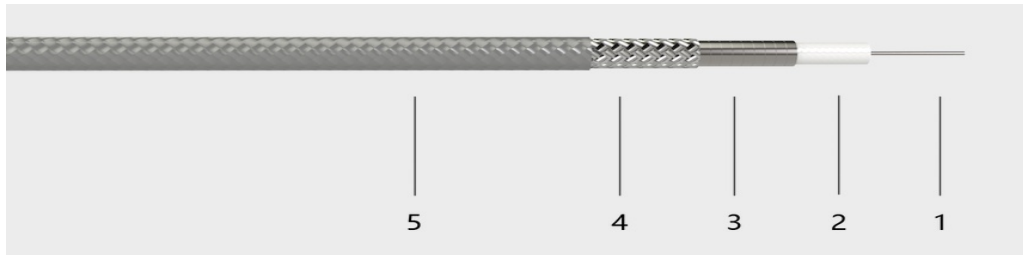


LK200 Stable Phase Low Loss Cable

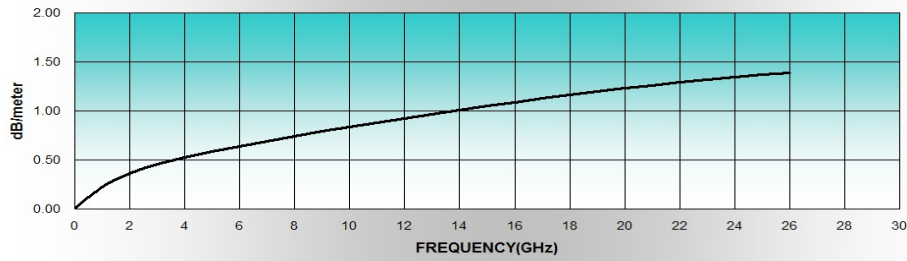


Electrical Characteristic	
Frequency Range (GHz)	31
Impedance Nominal (Ω)	50
Velocity of Propagation(%)	83
Shielding Attenuation (dB@1 GHz)	>100
Capacitance pf/ft (meter)	24.5 (80.4)
Delay ns/ft (ns/meter)	1.22(3.99)
Attenuation dB/ft (meter)	
1GHz	0.08(0.26)
5GHz	0.18(0.58)
10GHz	0.25(0.80)
18 GHz	0.34(1.09)
26.5 GHz	0.42(1.39)
Temperature phase stability (-40~100°C)	$\ \Delta\eta\ _{\max} \leq 500\text{PPM}$
Bend phase stability	coil diameter 50mm, $\leq 3^\circ / 18 \text{ GHz}$

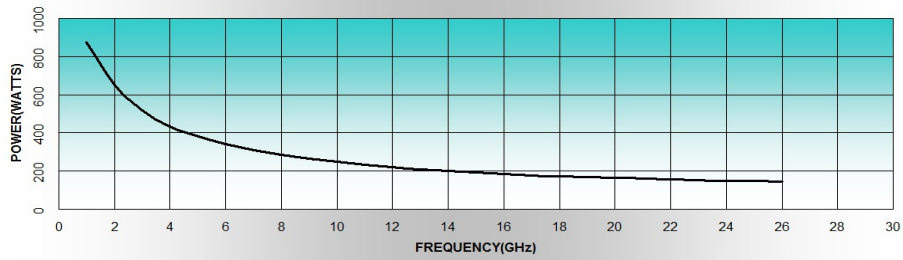
Mechanical Characteristic	
Weight (kg/100m)	6.5
Temperature Range (°C)	-65~165
Minimum Bend Radius inch (mm)	1.0(25.4)

Construction		
1.Inner Conductor (mm)	1.45	Silver-Plated Copper Wire
2.Insulation		Low Density PTFE
3.First Outer Shield		Silver-Plated Copper Foil Shield
4.Second Outer Shield		Silver-Plated Copper wire Braid
5.Jacket (mm O.D.)	5.08	FEP Jacket

MAX. INSERTION LOSS



POWER HANDLING VS FREQUENCY



Standard Connector				
Connector Model	Gender	Type	Shell Material	Frequency Max(GHz)
3.5mm-M	Male	Straight	Stainless Steel	26.5
2.92mm-M	Male	Straight	Stainless Steel	31
SMA-M	Male	Straight	Stainless Steel	18
SMA-F	Female	Straight	Stainless Steel	18
SMA-RA	Male	Right Angle	Stainless Steel	18
N-M	Male	Straight	Stainless Steel	18
N-F	Female	Straight	Stainless Steel	18
N-RA	Male	Right Angle	Stainless Steel	18
TNC-M	Male	Straight	Stainless Steel	18
TNC-F	Female	Straight	Stainless Steel	18

Other Material	
Material Code	
P S	Polyolefin shrink tube cover
E P	Extruded PVC cover
L S	Layered adhesive lined polyolefin shrink tube
RoHS	RoHS compliant cable assembly (per EU directive 2011-65-EU)