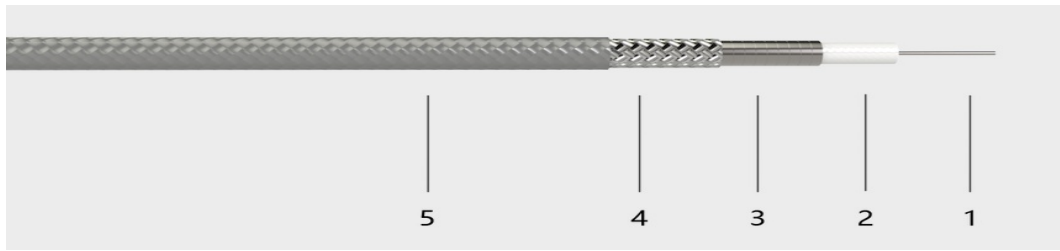


LK087 Stable Phase Low Loss Cable

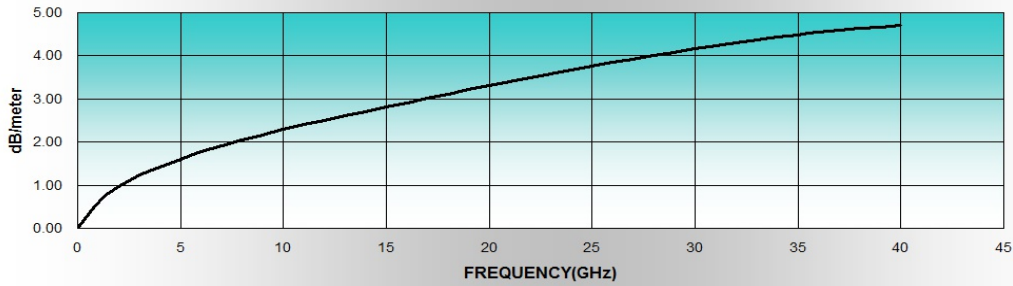


Electrical Characteristic	
Frequency Range (GHz)	40
Impedance Nominal (Ω)	50
Velocity of Propagation(%)	83
Shielding Attenuation (dB@1 GHz)	>100
Capacitance pf/ft (meter)	24.5 (80.4)
Delay ns/ft (ns/meter)	1.22(3.99)
Attenuation dB/ft (meter)	
1GHz	0.20(0.65)
3GHz	0.37(1.20)
6GHz	0.51(1.65)
10GHz	0.64(2.09)
18 GHz	0.90(2.90)
26.5 GHz	1.18(3.80)
33 GHz	1.37(4.40)
40GHz	1.46(4.70)
Temperature phase stability (-40~100°C)	$\ \Delta\eta\ _{\max} \leq 700\text{PPM}$
Bend phase stability	coil diameter 50mm, $\leq 3^\circ$ /18 GHz

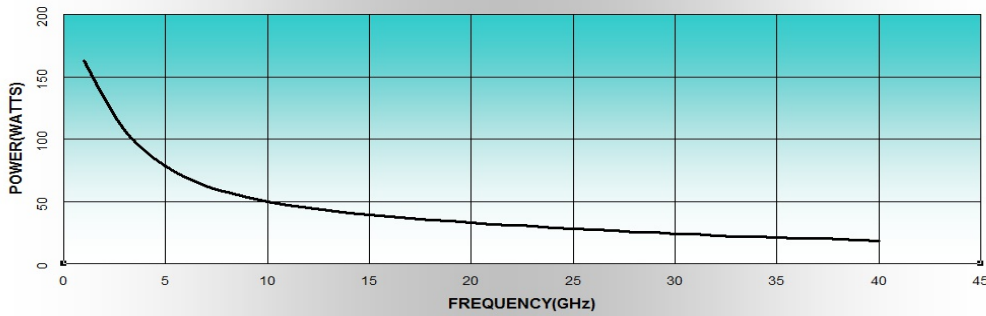
Mechanical Characteristic	
Weight (kg/100m)	1.6
Temperature Range (°C)	-65~165
Minimum Bend Radius inch (mm)	0.43(11)

Construction		
1.Inner Conductor (mm)	0.5	Silver-Plated Copper Wire
2.Insulation		Low Density PTFE
3.First Outer Shield		Silver-Plated Copper Foil Shield
4.Second Outer Shield		Silver-Plated Copper wire Braid
5.Jacket (mm O.D.)	2.20	FEP Jacket

MAX. INSERTION LOSS



POWER HANDLING VS FREQUENCY



Standard Connector

Connector Model	Gender	Type	Shell Material	Frequency Max(GHz)
3.5mm-M	Male	Straight	Stainless Steel	26.5
2.92mm-M	Male	Straight	Stainless Steel	40
SMA-M	Male	Straight	Stainless Steel	18
SMA-F	Female	Straight	Stainless Steel	18
SMA-RA	Male	Right Angle	Stainless Steel	18

Other Material

Material Code	
P S	Polyolefin shrink tube cover
E P	Extruded PVC cover
L S	Layered adhesive lined polyolefin shrink tube
RoHS	RoHS compliant cable assembly (per EU directive 2011-65-EU)